

1 Selling Portable Corral on Wheels



Rancho Deluxe

This Patent Pending design (pictured above) is the largest portable corral on wheels ever built. 22' long panels, 6' tall. 600-800 head capacity, all of which has a total weight under 15,000lbs. With multiple gates, spring latches, multiple pen capabilities for sorting.



Processor

Our most popular corral (pictured above with built in Loading Chute option), Hydraulic Adjustable Alley is now standard equipment. Head gate and size options available. Three sizes available; multiple pen options.

Other model offered:

Classic

The Corral that started it all. Multiple pens, bumper or gooseneck models. Head gate option, 20' long panels, 6' tall. Sheeted temporary alley.

Bottom line: Strongest, largest and most portable corral ever built. Always made with animal and human safety in mind! Constantly making our product better and taking care of our customers is the goal.

#1 Warranty Available: As long as you own our corral, we will take care of you period. Call us to learn more.



Rawhide Portable Corral

900 NORTH WASHINGTON ST., ABILENE, KS 67410

785.263.3436

rawhideportablecorral.com



RAWHIDE
Portable Corral
SYSTEM

1 Person

No Lifting

10 Minutes



Rawhide Portable Corral

Rawhide Classic

Fast, 10 minute setup. Saves labor.
Removable transport wheels with stabilizer.
Like all Rawhide Corrals, pull at speed limit.
Durable equipment, multiple pen options,
frame gates for sorting.
Sheeted, temporary alley can be put in place;
adjust width for cows or calves.
No lifting, hydraulic jack does the work.



- Gooseneck or Bumper Hitch models, stable on uneven terrain with our new stabilizer.
- Self-contained power unit and battery with 20 watt solar panel.
- Comes in three sizes
 - Standard - 150 head 800 wt capacity
 - Large - 225 head 800 wt capacity
 - Super Large - 300 head 800 wt capacity
- Option of a Head Gate



Abilene, Kansas
785-263-3436

Bottom line:

Rawhide builds the strongest, largest and most portable corral ever built.

Always made with animal and human safety in mind. Constantly making our product better and taking care of our customers is the goal.

Warranty: As long as you own your corral, we will take care of you, period.

www.rawhideportablecorral.com

Frame Setup Procedure

- 1) Always unhook from vehicle on solid, level ground for safe, easy setup.



- 2) Lower front hitch jack all the way down to ground. It is important to do this before continuing. The front frame must make solid contact with the ground to stabilize the unit before further setup.



- 3) Raise rear frame with electric lift while front frame continues making full ground contact.

CAUTION: Do not raise rear frame until front frame is completely lowered and making full ground contact.



- 4) Continue to raise frame until both wheels are off ground.



- 5) With both wheels raised and front frame making ground contact remove both wheels by removing axle pins and sliding off.



- 6) After removing both wheels, lower frame with electric lift until full contact with ground. Now you're ready to begin corral setup.



Two Models Available

Standard

Large

*Old brochure - perfect for Classic information. Now also offer Super Large.

Corral Setup Procedure

- 1) Unchain panels and pull. No lifting required.



- 2) Roll out gate and first panel at 90°



- 3) Pull and roll out next set of three panels from frame. Then push from the inside out. Let the wheels do the work.



- 4) Extend then separate and roll next panel out.



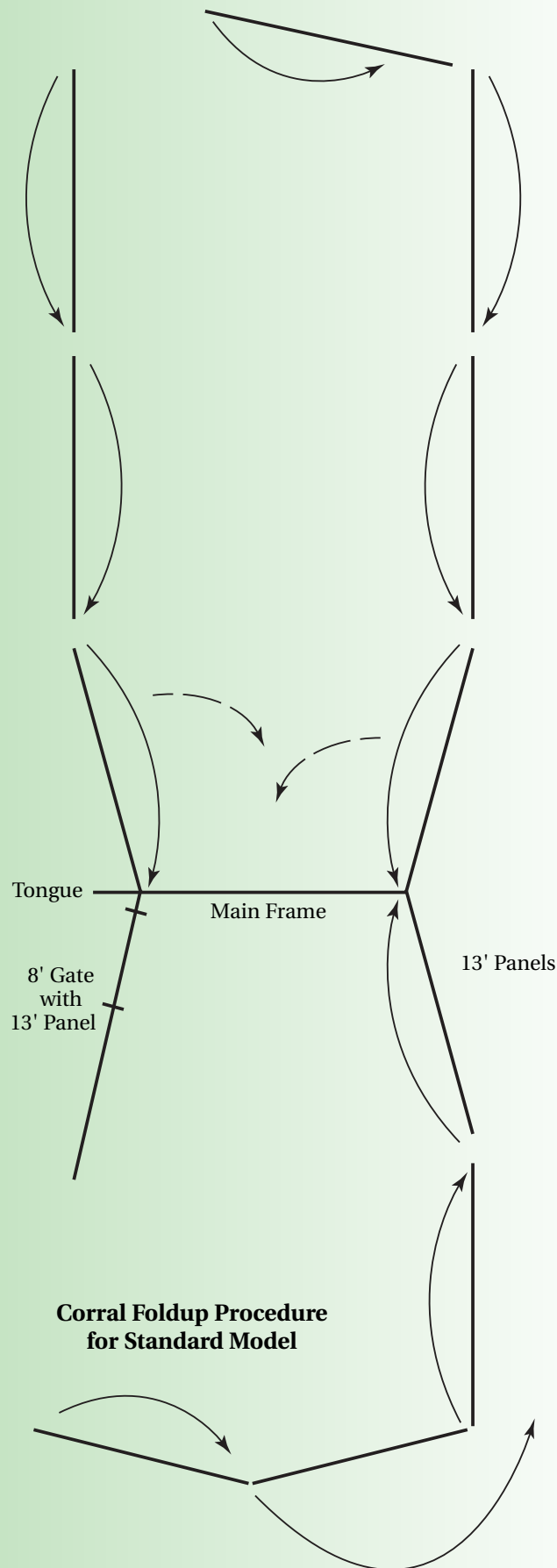
- 5) Unfold last panel and roll around to connect to first panel to complete one side.



- 6) Do the same on the other side and you're done in about ten minutes.



For added panel stability, use support bars. Raise, pull out, and insert in ground. That's it.



Every panel folds in, except for the third—it folds out.

Rawhide Corral Advantages

- Fast, 10 minute set up.
- Labor Free.
- More capacity than competitor.
- Multiple pen options.
- Can enter and exit at opposite ends with pick up truck.
- Pulls at speed limit in transport.
- All panels work like gates.
- Saves labor cost.
- Less expensive per square foot than competitors' corral.
- Durable equipment, much longer life than most livestock panels
- Not limited, equipment can be added or moved around system.
- Largest capacity corral on wheels.
- Up to 300 head capacity available.
- Easy alternative for future cattle identification requirements, on-site temporary working facility.



Features

- 4 man-pass gates, no climbing
- No lifting, hydraulic jack does that
- 2 bow gates for sorting
- 10—20' sections, 1—13' panel
- 22' long main frame with palpation gate
- 2—16" wheels
- Chain on end panels
- 2" pipe braces
- Solid rubber wheels
- 12V Charging Plug

Dimensions

- 10—20' x 5'8" panels
- 1—13' x 5'8" panel
- 1—10' x 10' bow gate
- 1—8' x 8' bow gate
- 2—18" man-pass gates
- 1—26" man-pass gate
- 2—28" alley gates

Material

- 2" round
- 3" x 3" square, 3/16" thick frame
- 2" schedule 80 pipe



- Pinning system allows for uneven terrain
- Pinning system allows panels to fold back flush to each other without unpinning from one another.



- Initially, fold open to one large pen for catching cattle.
- 22' wide at the narrowest
- 128' long (standard) when open
- Entire system can be driven completely through with dually pickup, with round bale.

- Up to 300 head
- Pulls speed limit on highway
- Fits in same gate as pick up
- Stable on uneven terrain
- Self-contained power unit/battery
- Frame gates for sorting
- Wheels on each panel
- Electric over hydraulic jack
- 300 head systems and 2 different sizes available
- Hydraulic Tongue Jack

Rawhide Portable Corral


900 N Washington St
Abilene, Kansas 67410

(785) 263-3436

www.rawhideportablecorral.com



Rawhide Portable Corral



Rawhide Processor

Fast, 10 minute setup. Saves labor.
Durable equipment, multiple pen options,
frame gates for sorting.
Standard with Hydraulic Alley adjustment;
Head Gate or Loading Chute options may
be added. Entire system can be driven
through with a pickup, round bale or
cube feeder on.



- Gooseneck model, stable on uneven terrain.
- Ability to form three or four pens.
- 4 10' frame gates for sorting or loading trailers.
- Comes in three sizes
 - Standard - 150 head 800 wt capacity
 - Large - 225 head 800 wt capacity
 - Super Large - 300 head 800 wt capacity

Bottom line:

Strongest, largest and most portable corral ever built.
Always made with animal and human safety in mind.
Constantly making our product better and taking
care of our customers is the goal.

Warranty: As long as you own your corral,
we will take care of you, period.

900 NORTH WASHINGTON ST., ABILENE, KS 67410
785-263-3436



www.rawhideportablecorral.com



Once unhooked from truck, set corral main frame down on the ground.



Start setup of portable panels by rolling them out.



Super large size processor.

Rawhide Processor

Portable corral system available in Standard, Large and Super Large sizes

- **Fast**, 10 minute setup.
- **Saves labor**.
- **No lifting necessary**—electric over hydraulic jack.
- Three different sizes available.

- Entire system can be driven completely through with dually pickup, with round bale.
- Pulls at speed limit in transport on highway.
- Fits in same gate as pickup.
- **Durable equipment**, much longer life than most livestock panels.

- Pinning system allows for **stability on uneven terrain**.
- Panels fold back flush to each other without unpinning from one another.
- **Multiple pen options**.
- Frame gates for sorting.
- All panels work like gates.
- **Not limited**—equipment can be added or moved around system.
- Permanently-sheeted, adjustable alley allows you to narrow the alley for calves.

- Alternative to hauling your cattle home to process, can work on-site.
- A 15 amp solar panel is standard equipment on all of our models.

Options Available on the Processor:

- Hydraulic alley adjustment.
- Head Gate - mounted on framework at end of alley.
- Loading Chute - two semi heights and a ground loading height with the adjustable flooring.



Access gates on left side of alley are standard equipment.





**One Person,
No Lifting,
10 Minutes**



Alley with cattle lined up for processing.



Hydraulic cylinder on front jack.

Processor Optional Equipment



Loading chute with head gate swung open.

Optional Head Gate.



Loading chute with head gate.

Hydraulic Alley Adjustment is Standard on Processor



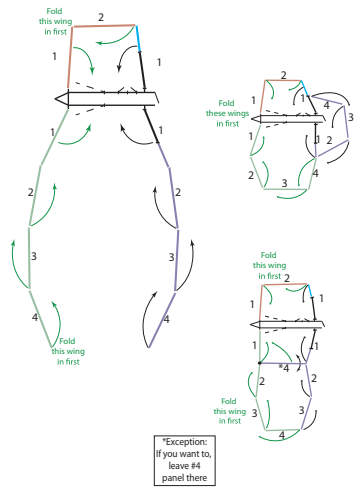
Options

- Head gate.
- Loading chute.

Hydraulic alley adjustment is standard on all Processor models.

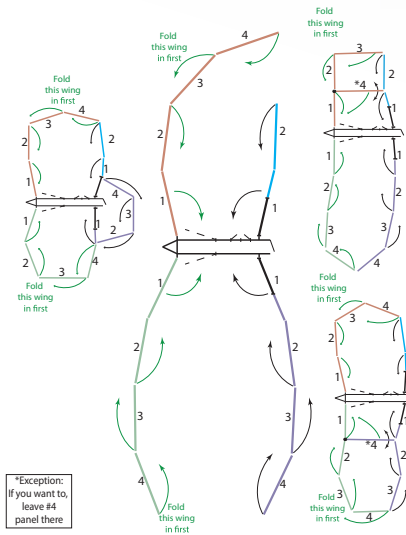
Any combination of the options above may be added on to the Processor models.

Standard



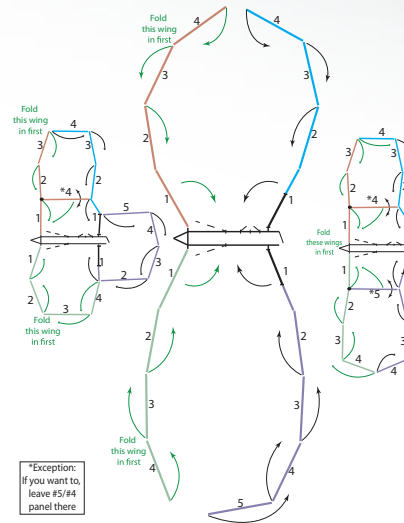
*Exception:
If you want to
leave #4
panel there

Large



*Exception:
If you want to
leave #4
panel there

Super Large



*Exception:
If you want to
leave #5/#4
panel there

Material

- 2" Round 13 ga. —panels
- 2-3/8" Start panels
- 3" x 3" Square, 1/4" thick—frame
- 3" x 3" Square, 3/16" thick—frame
- 2" Sch 80 pipe
- 2" x 4" Tube, 1/4" thick—axles
- 2" x 6" Tube, 3/16" thick—gooseneck

Rawhide Processor

Specifications	Standard	Large	Super Large
Capacity with manual adjustable alley	40-50 pair / 100 800 wt	80-100 pair / 200 800 wt	140 pair / 300 800 wt*
4 Man-pass gates—no climbing	•	•	•
Bow gates for sorting	4	4	4
Main frame/alley length	24'	24'	24'
16" Transport wheels on main frame	2	2	2
2 3/8" Pipe braces	•	•	•
Solid rubber wheels on each panel	•	•	•
Chain on end panels	•	•	•
18' Panels, 6' tall	8	11	14
9' Start Panels, 6' Tall (Combo Panel)	2	2	2
8' Panel, 6' tall	2	2	2
10' Bow gate	2	2	2
Palpation/access gates in alley	2	2	2
'No back' in alley	1	1	1
32" Alley exit gate	1	1	1
Length when open	95'	135'	175'
Self-contained power unit/battery	•	•	•
Gooseneck with a sheeted alley	•	•	•
15 Amp solar panel	•	•	•

*Can build corral for 400 yearlings

Rawhide's super large corral has 150 pair capacity.

The 175' length, when open, is made up of 17 18' sections that are 6' tall.

Durable Equipment

Rawhide portable corrals are built for much longer life than most livestock corrals.

Quality construction and workmanship provides lasting strength for an affordable investment.

Stable on Uneven Terrain

Wheels on each panel and electric over hydraulic jack eliminates lifting—saves time.

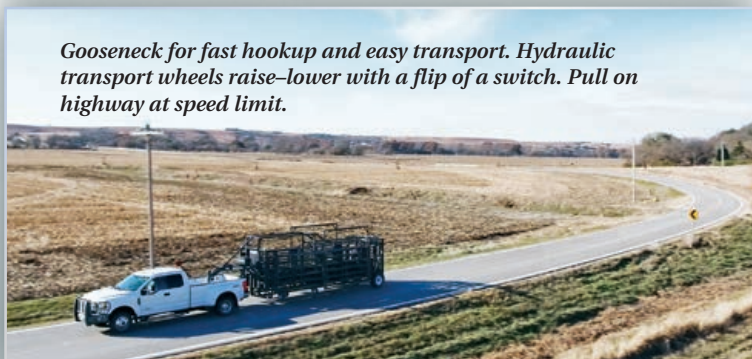
- Frame gates for sorting.
- Transport wheels are permanent, no sliding off the axles and rolling out of the way.
- Permanently-sheeted adjustable alley.



*Fits through any gate
your pickup will.*



*Gooseneck for fast hookup and easy transport. Hydraulic
transport wheels raise-lower with a flip of a switch. Pull on
highway at speed limit.*



Rawhide Portable Corral

900 N. Washington Street • Abilene, Kansas 67410

785.263.3436

www.rawhideportablecorral.com

Rawhide Portable Corral



Rancho Deluxe

This Patent Pending design is the largest portable corral on wheels ever built. 22' long panels, 6' tall. 400-800 head capacity, all of which has a total weight under 15,000lbs. With multiple gates, spring latches, multiple pen capabilities for sorting.



- Dual wheels, Gooseneck model
- Ability to form four pens
- 3 10' frame gates for sorting or loading trailers
- Comes in three sizes
 - Standard - 400 head 800 wt capacity
 - Large - 500 head 800 wt capacity
 - Super Large - 600-800 head 800 wt capacity

Bottom line:

Strongest, largest and most portable corral ever built. Always made with animal and human safety in mind. Constantly making our product better and taking care of our customers is the goal.

Warranty: As long as you own your corral, we will take care of you, period.



900 NORTH WASHINGTON ST., ABILENE, KS 67410
785-263-3436

www.rawhideportablecorral.com